



AVERILL PARK CENTRAL SCHOOL DISTRICT

## 2013 Budget Vote Exit Survey Report

May 2013




The Averill Park Central School District conducted an exit survey during its Annual School Budget Vote on May 21, 2013. The purpose was to collect demographic data about who voted on the budget and capital project and information about why voters voted the way they did. The survey was voluntary and anonymous.

The surveys were made available to voters at the polling site for anyone who chose to complete one after voting. Voters could choose to fill out a paper survey or complete an electronic version, new this year, at a computer station consisting of four laptops. Students from the Participation in Government class assisted with the process from when the polls opened through closing.










Of the 2,179 residents who voted on the school budget, 501 chose to complete an exit survey—a response rate of 23 percent. Of those 501 respondents, 384 took the survey electronically and 117 filled out a paper survey. After the budget vote, the paper surveys were manually entered into the district's Survey Monkey account by Communications Specialist Mary Prusak.

Although the 2012 voter turnout was higher than this year, the percentage of voters that completed an exit survey this year was higher. In 2012, 568 out of 4,245 voters completed an exit survey, a response rate of 13 percent.






**1. How many years have you been a district resident?**

		Response Percent	Response Count
0-10		25.3%	127
11-20		30.7%	154
<b>20+</b>		<b>43.9%</b>	<b>220</b>
<b>answered question</b>			<b>501</b>
<b>skipped question</b>			<b>0</b>



**2. What town do you live in?**

		Response Percent	Response Count
Berlin		0.4%	2
Brunswick		7.6%	38
East Greenbush		1.0%	5
Nassau		7.0%	35
North Greenbush		9.5%	47
Poestenkill		18.3%	91
<b>Sand Lake</b>		<b>53.5%</b>	<b>266</b>
Schodack		0.4%	2
Stephentown		2.2%	11
<b>answered question</b>			<b>497</b>
<b>skipped question</b>			<b>4</b>




### 3. What age category pertains to you?

		Response Percent	Response Count
18-19		8.8%	44
20-30		3.8%	19
<b>31-50</b>		<b>42.8%</b>	<b>214</b>
51-64		30.6%	153
65+		14.0%	70
<b>answered question</b>			<b>500</b>
<b>skipped question</b>			<b>1</b>



### 4. Do you currently have children attending Averill Park Schools?

		Response Percent	Response Count
Yes		49.9%	250
<b>No</b>		<b>50.1%</b>	<b>251</b>
<b>answered question</b>			<b>501</b>
<b>skipped question</b>			<b>0</b>







### 5. If yes, what level (s) do they attend?

		Response Percent	Response Count
<b>Elementary</b>		<b>56.1%</b>	<b>143</b>
Middle School		38.8%	99
High School		44.7%	114
<b>answered question</b>			<b>255</b>
<b>skipped question</b>			<b>246</b>






## 6. How did you vote on the 2013-14 proposed budget?

		Response Percent	Response Count
Yes, in favor		89.2%	444
No, opposed		10.8%	54
<b>answered question</b>			<b>498</b>
<b>skipped question</b>			<b>3</b>

## 7. If you voted YES on the budget, why did you vote the way you did? (check all that apply)

		Response Percent	Response Count
It will improve the quality of education.		56.6%	245
The spending/tax increase is reasonable.		47.1%	204
I have children/grandchildren in the schools.		46.9%	203
<b>I support investing in education.</b>		<b>84.3%</b>	<b>365</b>
I felt well-informed about the budget.		43.4%	188
It addresses a specific area that is important to me.		11.8%	51
		Other	43
<b>answered question</b>			<b>433</b>
<b>skipped question</b>			<b>68</b>





## 8. If you voted NO on the budget, why did you vote the way you did?

		Response Percent	Response Count
The projected tax rate increase is unreasonable.		50.9%	27
I want to support it, but I cannot afford it.		30.2%	16
I do not have children/granchildren in the schools.		17.0%	9
I am unhappy with the school district in general.		41.5%	22
I did not feel well-informed about the budget.		17.0%	9
		Other	12
		<b>answered question</b>	<b>53</b>
		<b>skipped question</b>	<b>448</b>

**9. How important to you were the following in determining your vote? (Please check the appropriate column.)**

	Very Important	Somewhat Important	Not Important	Rating Count
Quality of educational program	<b>96.1% (466)</b>	3.5% (17)	0.4% (2)	485
Staying within the tax levy "cap"	27.9% (124)	<b>43.2% (192)</b>	28.8% (128)	444
Class size	<b>70.9% (332)</b>	25.9% (121)	3.2% (15)	468
Controlling spending	<b>52.6% (240)</b>	40.8% (186)	6.6% (30)	456
Special Education services	<b>49.5% (220)</b>	41.7% (185)	8.8% (39)	444
Funding for enrichment programs (art, music)	<b>73.1% (347)</b>	21.5% (102)	5.5% (26)	475
Funding for student activities (clubs)	<b>53.0% (242)</b>	37.0% (169)	10.1% (46)	457
Funding for athletics	<b>49.9% (231)</b>	33.5% (155)	16.6% (77)	463
<b>answered question</b>				<b>498</b>
<b>skipped question</b>				<b>3</b>

**10. How do you typically vote on the school budget?**

		Response Percent	Response Count
Typically vote yes.		<b>73.5%</b>	<b>366</b>
Typically vote no.		3.0%	15
My vote varies.		16.5%	82
First time voting in Averill Park.		7.0%	35
<b>answered question</b>			<b>498</b>
<b>skipped question</b>			<b>3</b>









## 11. How did you vote on the capital project today?

		Response Percent	Response Count
Yes, in favor		85.5%	424
No, opposed		14.5%	72
answered question			496
skipped question			5

## 12. If you voted YES on the capital project, why did you vote the way you did? (Check all that apply.)













		Response Percent	Response Count
The plan addresses structural problems (roofs, heating, etc.)		84.5%	344
The plan provides safety upgrades		64.4%	262
The plan includes technology upgrades		60.4%	246
The project will not be an additional cost to me		40.0%	163
I felt well-informed about the capital project		41.3%	168
The planning process was thorough		28.0%	114
The plan makes sense financially		50.1%	204
The plan addresses a specific area that is important to me.		16.0%	65
Other			20
answered question			407
skipped question			94

**13. If you voted NO on the capital project, why did you vote the way you did? (Check all that apply.)**








		Response Percent	Response Count
The plan does not address all needs		10.3%	6
The plan includes unnecessary items		53.4%	31
<b>The cost of the plan is too large</b>		<b>62.1%</b>	<b>36</b>
No school upgrades are needed		6.9%	4
I did not feel well-informed about the capital project		29.3%	17
The planning process was not thorough		13.8%	8
The plan does not make sense financially.		13.8%	8
The plan addresses a specific area that is important to me		1.7%	1
		Other	10
<b>answered question</b>			<b>58</b>
<b>skipped question</b>			<b>443</b>











**14. In general, what are your best sources of news and information about the district?  
(Check all that apply.)**

		<b>Response Percent</b>	<b>Response Count</b>
<b>District Website</b>		<b>54.1%</b>	<b>257</b>
Board of Education meetings		22.3%	106
District Facebook page		10.9%	52
District newsletters		52.0%	247
The Advertiser		47.4%	225
Troy Record		4.6%	22
PTA/PTO meetings		5.5%	26
Conversations with students		13.1%	62
Conversations with district staff		35.8%	170
Conversations with friends/neighbors		33.9%	161
Other local media (TV, Times Union)		11.8%	56
I don't receive enough information about the district.		4.0%	19
		Other	12
<b>answered question</b>			<b>475</b>
<b>skipped question</b>			<b>26</b>

## 15. How often do you visit the district's website (www.averillpark.k12.ny.us)?

		Response Percent	Response Count
Daily		9.5%	46
A few times a week		13.3%	64
A few times a month		31.9%	154
<b>Rarely</b>		<b>33.7%</b>	<b>163</b>
Never		10.1%	49
I don't have access to the Internet		0.2%	1
I did not know the district has as website		1.2%	6
<b>answered question</b>			<b>483</b>
<b>skipped question</b>			<b>18</b>

**16. How would you like to receive information from the district? (Check all that apply).**

		<b>Response Percent</b>	<b>Response Count</b>
<b>District Website</b>		<b>61.5%</b>	<b>283</b>
District Facebook page		17.2%	79
PTA/PTO meetings		7.8%	36
District newsletters		61.1%	281
The Advertiser		46.1%	212
Troy Record		5.2%	24
Other local media (TV, Times Union)		16.7%	77
Other social media (Twitter, Pinterest)		3.7%	17
		<b>answered question</b>	<b>460</b>
		<b>skipped question</b>	<b>41</b>



**Page 2, Q7. If you voted YES on the budget, why did you vote the way you did? (check all that apply)**

1	I have children involved in athletics, but do not think a school priority should be athletics training. Education is always a top priority and academic opportunities are what is critical. Also, recognition of excellence in teaching is a priority.	May 28, 2013 10:28 AM
2	jobs	May 28, 2013 10:25 AM
3	reinstate music in 2014!	May 28, 2013 10:08 AM
4	I'm sick of fighting	May 28, 2013 9:57 AM
5	lesser of two evils	May 28, 2013 9:54 AM
6	best under the circumstances	May 28, 2013 9:37 AM
7	I fear for our children. The cuts are negatively impacting the education AP is able to offer and the schools are not what they were when we moved here	May 28, 2013 9:17 AM
8	I didn't have a better choice.	May 28, 2013 9:12 AM
9	All areas are important to me	May 27, 2013 9:29 PM
10	Any further cuts are terrible!	May 25, 2013 10:21 PM
11	we need music in school	May 21, 2013 8:50 PM
12	I don't support it but the alternative if it fails is worse	May 21, 2013 8:24 PM
13	Please stop eliminating athletic programs in the budget	May 21, 2013 8:24 PM
14	Teachers get screwed if I don't	May 21, 2013 8:13 PM
15	we should find a better way to fund schools but this is the best we have at this time until we get inteligent politicians and that hopefully will be thes chools job.	May 21, 2013 8:00 PM
16	repercussions of no vote are severe	May 21, 2013 7:54 PM
17	provides excellent experience	May 21, 2013 7:30 PM
18	Better than the alternative	May 21, 2013 6:56 PM
19	Trying to keep SOME programs	May 21, 2013 5:59 PM
20	The budget was insufficient to meet the communities needs, but better than the alternative.	May 21, 2013 5:56 PM
21	A no vote would have resulted in more cuts	May 21, 2013 5:48 PM
22	keep the arts	May 21, 2013 5:01 PM
23	all areas are important to me- we are losing too much	May 21, 2013 4:50 PM
24	arts/music	May 21, 2013 4:05 PM
25	IT DOESNT DO ENOUGH BUT THE ALTERNATIVE IS WORSE	May 21, 2013 2:56 PM

**Page 2, Q7. If you voted YES on the budget, why did you vote the way you did? (check all that apply)**

26	FUNDING IS HIGHLY INSUFFICIENT TO IMPROVE EDUCATION	May 21, 2013 2:28 PM
27	My children went through AP	May 21, 2013 2:23 PM
28	I Did want all day kindergarten, not happy with 1/2 day	May 21, 2013 1:22 PM
29	Best budget with the tax restrictions	May 21, 2013 12:41 PM
30	It is the least offensive alternative	May 21, 2013 12:22 PM
31	The alternative is worse!	May 21, 2013 12:20 PM
32	It's important to show support	May 21, 2013 12:17 PM
33	Only because it's a lesser evil than the contingency budget	May 21, 2013 12:01 PM
34	have grandchildren in district	May 21, 2013 11:57 AM
35	I wish it were not eliminating things like instruments in 5th grade	May 21, 2013 11:13 AM
36	extra-curriculars	May 21, 2013 10:58 AM
37	I'm a student	May 21, 2013 10:37 AM
38	continue high reputation of the school - teachers & programs	May 21, 2013 10:23 AM
39	It comes the closest to maintaining the courses and services that we currently offer....We have lost TOO MUCH already!!	May 21, 2013 9:30 AM
40	I voted yes, because voting no would only cut more. I do not think this budget serves the children well. I have very, very serious concerns about the extraordinarily and one-sided cuts that have been made to the music department. It is fairly well believed that arts education increases academic performance. There are some studies that show this. Children in other public schools throughout NYS pick up musical instruments in 4th grade. It is unfair that we do not do the same, and are even considering not picking up musical instruments until 6th grade.	May 21, 2013 9:27 AM
41	I always vote yes.	May 21, 2013 9:01 AM
42	It's the best budget we can have given the fiscal times	May 21, 2013 8:18 AM
43	i dont like it, but its the best option	May 21, 2013 7:52 AM

**Page 2, Q8. If you voted NO on the budget, why did you vote the way you did?**

1	Closed schools in my area	May 28, 2013 9:04 AM
2	Because the district is cutting into kindergarten	May 27, 2013 9:38 PM
3	The last time "there was no tax increase to residents" my taxes went up 15% the second year	May 27, 2013 9:27 PM
4	against kindergarten limitation	May 21, 2013 6:40 PM
5	Privste schools do a great job with less !	May 21, 2013 5:16 PM
6	Not happy about cuts to music education	May 21, 2013 5:07 PM
7	Bring god back to school- teach education accurately	May 21, 2013 4:09 PM
8	When God is welcome in public school again, I will consider supporting our district.	May 21, 2013 4:07 PM
9	As well NO NEW TAXES, TAXES = MORE GOVERNMENT INTRUSION	May 21, 2013 3:22 PM
10	cannot keep raising taxes, can't afford them. Willll have to sell our home soon if the school taxes go up. Not fair to only think about the kids. What about the low income families and retirees??	May 21, 2013 2:30 PM
11	half day kindergarten is not good	May 21, 2013 11:47 AM
12	Do NOT agree with 1/2 day kindergarten	May 21, 2013 11:47 AM





**Page 3, Q12. If you voted YES on the capital project, why did you vote the way you did? (Check all that apply.)**

1	It's the only way to do improvements.	May 28, 2013 9:12 AM
2	theatre and performing arts upgrades	May 27, 2013 9:37 PM
3	the movement of money does not indicate no cost	May 27, 2013 9:22 PM
4	have to maintain the investment of buildings	May 27, 2013 9:19 PM
5	safety and health	May 25, 2013 10:22 PM
6	I want buildings to be safe in five years when my son goes to school	May 21, 2013 8:14 PM
7	Thought it was the right thing to do.	May 21, 2013 7:58 PM
8	Preventive maintenance is cost-effective	May 21, 2013 7:56 PM
9	i trust the board	May 21, 2013 7:23 PM
10	should have been greater focus on env sustainability	May 21, 2013 7:01 PM
11	closing an elementary school was a reason to stop spending	May 21, 2013 6:53 PM
12	I don't believe there will be no additional cost.	May 21, 2013 5:37 PM
13	seems like a no brainer, so to speak.	May 21, 2013 5:27 PM
14	IMPROVING TECHNOLOGY IS IMPERATIVE	May 21, 2013 2:29 PM
15	Education and our schools are an important part of keeping our community successful.	May 21, 2013 2:17 PM
16	borderline as Unhappy with 1/2 day kindergarten, wife voted No	May 21, 2013 1:25 PM
17	upkeep important	May 21, 2013 10:55 AM
18	trust in administration	May 21, 2013 10:25 AM
19	While I voted yes, I'm not sure, in the end I have difficulty believing that the project will really have zero impact on taxes. If the proposition fails (which I hope it does not), then the money for retiring the other 'mortgage' -- the one that would have just rolled over to the new capital project -- should go directly towards restoring the music program.	May 21, 2013 9:30 AM
20	The technology update is critical	May 21, 2013 8:20 AM

**Page 3, Q13. If you voted NO on the capital project, why did you vote the way you did? (Check all that apply.)**

1	\$3.7 million to renovate the auditorium is ridiculous	May 28, 2013 10:20 AM
2	You paid off debt and incur new debt, no real savings	May 28, 2013 10:10 AM
3	I didn't see it.	May 21, 2013 7:04 PM
4	unhappy current board	May 21, 2013 5:32 PM
5	why do you need to upgrade a brand new distant learning classroom?	May 21, 2013 5:30 PM
6	Spending on teachers and other non-physical things matters much more than the capital project.	May 21, 2013 5:25 PM
7	\$12,900,000 does not make financial sense in any economy let alone the devastated current economy	May 21, 2013 4:12 PM
8	We are not in a position to financially afford any "upgrades"	May 21, 2013 4:10 PM
9	It always boils down to the expense and having the taxes go up. Will they every go down????? Will they ever stay the same two years in a row?????	May 21, 2013 2:32 PM
10	Although the project has no impact, the upkeep/maintainance of this will cost tax money	May 21, 2013 9:07 AM

**Page 3, Q14. In general, what are your best sources of news and information about the district? (Check all that apply.)**

1	spouse on school board	May 27, 2013 9:37 PM
2	Know school board member	May 21, 2013 8:25 PM
3	troy record is not a news source.	May 21, 2013 8:03 PM
4	presentations at Kiwanis meeting	May 21, 2013 7:56 PM
5	my wife	May 21, 2013 7:36 PM
6	Students who go on to college	May 21, 2013 7:26 PM
7	FAPPA	May 21, 2013 6:56 PM
8	board members	May 21, 2013 6:24 PM
9	SOCIAL MEDIA IS HUGE THESE DAYS	May 21, 2013 4:45 PM
10	conversations with parents in the district	May 21, 2013 4:02 PM
11	no interest.	May 21, 2013 3:30 PM
12	periodic public information meetings	May 21, 2013 12:10 PM